

Electrak[®] Tractor



COMMERCIAL • MUNICIPAL • INDUSTRIAL

APPLICATIONS GUIDE

GENERAL  ELECTRIC



Elec-Trak[®] Tractor

INDEX

Page

Maintenance Where You Find It	6
Custom Tailored Towing	6
In Plant Fire Fighting Equipment Transporter	8
Cleanup Power	8
Pick Up, Delivery and Warehousing	10
Quick Tips on Saving Time, Money & Manpower	11

The Elec-Trak tractor by its very design simplicity lends itself to a wide diversity of applications, only some of which are covered in this pamphlet. For complete information on how we can help you save time, money and manpower, write or phone:

General Electric Company
Outdoor Power Equipment Operation
Corporations Park, Building 702
Schenectady, N.Y. 12305

or consult your yellow pages for the location of your nearest Outdoor Power Equipment Dealer.

These instructions do not purport to cover all details or variations in equipment nor to provide for every possible contingency to be met in connection with installation, operation or maintenance. Should further information be desired or should particular problems arise which are not covered sufficiently for the purchaser's purposes, the matter should be referred to the General Electric Company.



Elec-Trak® Tractor **Complete Power Center On Wheels**

Available at 1/3 the cost of most Industrial Tractors. General Electric's new rechargeable Elec-Trak tractor handles many commercial, municipal and industrial applications — in addition to a whole new array of tasks ranging from welding to weeding. It's all-electric design permits amazing application versatility.


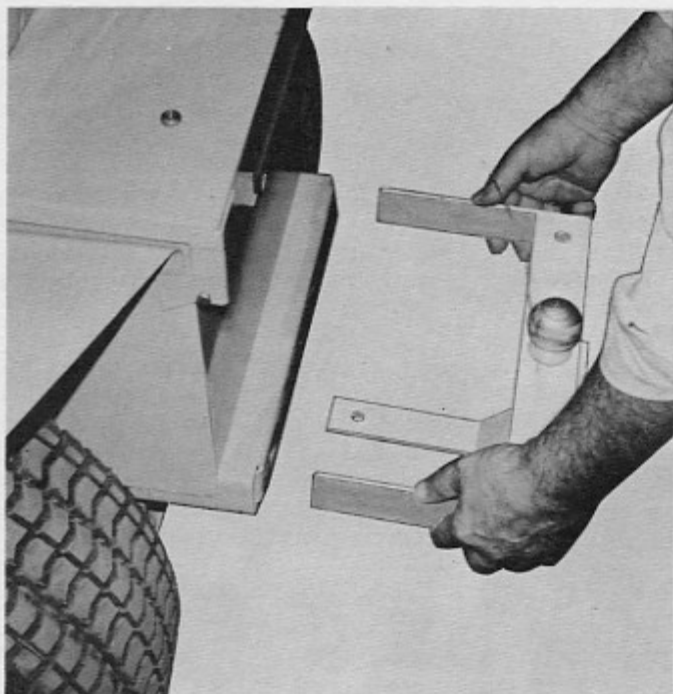
Quiet, clean and fumeless, the electric tractor hauls heavy loads for up to five *rolling* hours on one charge and has easily performed a variety of hauling tasks for up to 2 full shifts. In pulling tests, it has hauled a 30,000 lb. airplane and a 34,000 lb. fire truck.

Virtually an electric power center on wheels, the compact tractor easily handles traditional lawn and grounds-keeping jobs. It mows 2 to 5 acres on one charge depending on the mower used. Its 48" remote angling plow, 48" V-plow, or 42" snow thrower and high traction lets it plow or throw snow up to two feet deep. Its complete line of attachments includes portable 36-volt

plug-in power tools, edgers, trimmers, saws. For mobile maintenance, the service-center cart with a plug-in DC arc welder and bench grinder can put your repair shop on wheels.




Only 36-39 inches wide, Elec-Trak tractors cruise narrow corridors at up to 9 mph even with two aboard. They've got instant on and off starting in any weather, indoors and out, and there's no engine noise or noxious exhaust fumes. The built-in automatic recharger uses any 110 volt/15 amp outlet and recharges the tractor at almost 20% per hour. You can forget yearly tuneups and downtime due to frequent maintenance checks, and there is no need to buy or store volatile fuel.

Elec-Trak tractors are being adapted to new jobs in factories, warehouses and merchant businesses every day. Some of the many application innovations on the following pages may apply to your business. If not, there are many more on the way.



HITCH ADAPTABILITY

One of the main reasons for the Elec-Trak tractor's versatility is the sophisticated but simple hitch system. Front or rear, hitches can be made from standard steel bar stock which plugs into the front or rear of the tractor frame. These hitches can then be easily adapted to your equipment. Most of the hitches can be removed or installed in seconds without special training or tools.



MAINTENANCE WHERE YOU FIND IT

Now you can vastly stretch the efficiency of your existing maintenance crew by putting them on wheels. The wheels of an Elec-Trak tractor with its quick attaching, maintenance cart. Completely adaptable for your particular requirements, the cart provides on-the-spot repair facilities. Without exhaust fumes, noise or heat, your crew can quickly roll through narrow aisles, indoors or out, and be ready to do the

job when they get there. The Elec-Trak maintenance cart has lockable space for tools, ample storage space for material and can be provided with standard vices, pipe vices, self powered bench grinder and firm mounting stabilizer legs. The compact Elec-Trak DC arc welder with heat ranges up to 180 amps plugs right into the tractor and handles light industrial repair work easily. The entire package can be quickly unhitched and stored in your normal crib area while the tractor is used for hauling other material, personnel or grounds care.



CUSTOM TAILORED TOWING

Elec-Trak tractor power really comes into its own with material handling and hauling applications. Silent and clean, the tractors speed and direction is controlled with a single lever with a choice of any of four separate speed-torque ranges. This powerful tractor's 42-inch

inside turning radius is ideal for industrial plants, airport terminals, or anywhere material has to be hauled. Because of wide flexibility in hitch systems, the electric tractor can easily handle your present trailers, carts or wagons. Its own cart and "trackless train" system is ideally suited to many applications. Your ideas can be incorporated into these systems with a minimum of modification.

At airports, the system is ideal for baggage handling or even spotting and moving aircraft in and out of hangers. The tractor is exceptionally stable, has a very low center of gravity and incorporates many unique safety features.

For industrial plants, the Elec-Trak "trackless train" offers great flexibility, while Elec-Trak tractor power and torque provides drawbar comparable to much larger and more expensive vehicles.

For boatyards, the electric tractor provides indoor and outdoor plug-in tool power and hauling maneuverability for moving hulls, and transporting parts or tools. Outside it can be used for beautifying the grounds and lawn, even function as a traveling repair and overhaul center for large hulls.

For lumberyards, the flameless Elec-Trak tractor offers adaptability in moving stock, replenishing inventory or making yard-to-customer delivery. There is no need to store volatile fuel and customers appreciate this quiet, fumeless improvement to your business's environment.

For construction companies or the building trade, the small powerful Elec-Trak is an excellent on-site vehicle for moving lumber, fencing, tools, plaster, cement, surveying equipment, hardware or nearly everything normally needing manpower. And with the Elec-Trak tractor you simply turn the key on and go, in any weather.



IN PLANT FIRE FIGHTING EQUIPMENT TRANSPORTER

Used with the standard Elec-Trak tractor, the fully-equipped fire fighting cart can provide unique standby availability. At first alarm, one man can instantly start and maneuver the tractor and cart down narrow aisles . . . traveling at up to 9 mph while carrying with him more equipment than a dozen men could carry. The cart can carry a self-contained pressure water supply and


hose with brackets for ladders, stretcher box, supplementary equipment such as axes, and/or hooks, plus extinguishers selected for your specific requirements. The entire system requires no added power source other than the standard power pack of the Elec-Trak tractor. With a cart located in potential hazard areas — and automatically linked with a pull pin to your normal fire reporting system — the first man to spot the problem is ready to sound the alarm and take action until the professionals arrive.



CLEANUP POWER

Available in several configurations, the Elec-Trak tractor and vacuum system offers the user unmatched vacuum flexibility. Because the system uses the tractor's own power pack, it is easy to reach previously inaccessible areas for complete cleanup without noisy and polluting engines. One available vacuum system is completely self contained. The entire vacuum unit may either be trailed behind the tractor, or removed and hand-operated on a cord from the tractor to reach otherwise inaccessible areas. In this mode, debris is blown into the container and prebagged in disposable 6-bushel plastic bags.

Another system quickly and easily attaches a larger bagging device directly to the rear of the standard vacuum increasing its capacity to 12 bushels. For outdoor use, there is a large 36 cu. ft. trail-behind debris collection bin which is simply installed on the standard Elec-Trak cart. With Elec-Trak tractor versatility, there are even more options. For instance, a front-mounted debris and leaf blower may easily be controlled from the seat to blow left, right, or forward, making large outdoor paved or turf areas easier to clean up.





For those hard to reach areas, the compact vacuum system has a hand-operated extension hose which enables your maintenance crew to vacuum areas above floor level and in hard-to-reach corners. All vacuum systems for the Elec-Trak tractor have their own motors, are quickly attached and removed, are operated from the tractor's power and are easily adapted to your particular requirements.

With a quickly attached rotary broom, cleanup suddenly gets easy. Debris, gravel and sand all constitute a safety hazard which is easily swept away in four foot swaths by the sweeper. Moving all manner of debris to a central location for easy pickup, the ruggedly built sweeper cuts hours off normal maintenance time. The gentle-to-floor action also doubles as a snow removal system that will clean light snow right down to dry pavement . . . all at a much faster rate than your usual manual labor.




PICK UP AND DELIVERY – WAREHOUSING

One of the major advantages of the Elec-Trak "trackless train" for warehouse applications and industrial plants is that it matches the right vehicle to the job. Using the standard, quiet, cool, and comfortable tractors for motive force, the train can be built up by simply dropping hitch pins in place.

The result is a single car or a string almost as long as you want, to fit the exact job required. Freight is loaded waist-high in each car and there is plenty of room to walk between and around while loading. Then simply turn the key, move the speed lever and the rugged unit quietly moves off down the aisle. Each car "tracks" behind the tractor around columns, in and out of passageways. The Elec-Trak tractor holds whatever speed is set by the simple lever. All carts are heavy gauge steel and can be stored vertically when not in use.

Another simple conversion of the basic tractor is the parcel delivery bin. Fitting right on the front hood, it is so accessible that the operator may not even have to leave the tractor seat to pick up and deliver anywhere in your plant area. Whether the application is picking and consolidating grocery or drug orders, stocking appliances, moving small parts, drawings, office supplies, parts stocking of assembly lines or just delivering the mail on time, you'll do it quicker, quieter and more efficiently with an Elec-Trak tractor system.



SAVING TIME, MONEY AND MANPOWER

The obvious advantages of the electric tractor's clean, quiet, power and economy find ready application in a growing family of Commercial, Municipal and Industrial applications. Primary reason is the Elec-Trak tractor's versatility and inherent reliability. And this mobile power center's ready to roll in any weather without noise or air pollution. There are no spark plugs, clutch adjustments, tuneups or the host of other inconveniences normally associated with gasoline engines. Most of the following applications make use of standard Elec-Trak tractor com-


ponents. Those that must be customized can be done simply and easily.

Agricultural

The quiet, non-polluting Elec-Trak equipment is ideally suited for cleaning barns, hen houses and gutter drops. You use the dozer blade without noise or fumes to disturb the animals. Metered feeding in barns becomes safer and easier. Electric powered spray attachments can handle insecticides, disinfectants or white washing with equal effectiveness . . . and you may want the rear forklift attachment, capable of lifting 200 lbs. with just the rear manual lift. A rear powered lift for heavier loads is also available.

Municipal

For commercial grounds, parks, or cemeteries, the Elec-Trak tractor will handle all the normal jobs better without disturbance, around institutions, buildings, offices, schools and at lower cost than the long manhours now required. The optional chain saw is a natural for brush clearance. Add a cart, and fence repair or installation is a breeze. Complete shrub and garden care is easily handled with the 36-volt plug-in hedge trimmer, lawn edger/trimmer, drill or weeder cultivator. In fact, many of the jobs now done only by hand can be done better, quicker with the help of the Elec-Trak tractor and its complete line of attachments and accessories.



Building Trades

A quick glance at the Elec-Trak options available will show how many commercial operations can be done quicker, better and at less total cost. One

ready example is use of plug-in portable power for drilling, DC arc welding or grinding. Because of the tractor's high torque and excellent weight distribution, dozing with the 48-inch blade becomes a practical reality for backfilling, finish

grading, etc. Used with the dump cart, the same unit can carry concrete blocks, plaster, cement, lumber, sand and gravel, tools, fencing, plumbing supplies or whatever is needed to, from and around the job site.



Hospitals

The silent, safe, rugged power of the Elec-Trak tractor finds many uses in and around public and private buildings. Hospital units can easily be adapted to delivery of food or equipment without disturbing patients. They can tow book-mobile carts, even take out trash cans with an optional front lift that can be raised or lowered electrically with the touch of a finger. The same power supply used to spray roses outside of the administrator's office can power a portable window washing system for the maintenance crew and all these applications are in addition to the silent clean mowing, trimming, general lawn and garden care and snow removal which has made the Elec-Trak tractor famous.


NOTE: The Elec-Trak tractor is not equipped with sealed electrical components as required for explosive atmospheres. It should not be used in or near hospital rooms where such gases are present.


Drive-Ins and Shopping Centers

For these commercial operations, the Elec-Trak tractor can be used for vacuum operations, sweeping (either towed or the electrically driven rotary brooms), maintenance, or for moving people or product inside or between stores. Grocery delivery to cars with the trackless train (pg. 10) is another innovative application.

Golf Courses

The Elec-Trak tractor offers the professional grounds man wide adaptability with its welding capability, portable hand tools for groundskeeping and as a quiet trimming mower. It makes an excellent tow vehicle for seeding or planting; or with its dozer blade, it's just right for finish landscaping. And when the work is done, the Elec-Trak tractor is ready for fun with quick and easy conversion to an all-weather golf cart.





A POWER CENTER ON WHEELS, the versatile Elec-Trak tractor is the heart of a complete groundskeeping system. It will quietly mow around buildings and businesses, finish off up to six one-half acre lawns . . . and take care

of all the finishing touches on just one recharge without disturbing offices. A four-foot dozer blade or 42-inch snow thrower moves snow drifts with instant starting, high motor torque and traction available only with electric drive. The

complete line of plug-in 36-volt attachments includes power tools, chain saw, edgers, saws, trimmers . . . while the versatile hitch system permits use of nearly all standard tractor attachments.

General Electric Company
Outdoor Power Equipment Operation
Corporations Park, Bldg. 702
Schenectady, N. Y. 12305

GENERAL  ELECTRIC