



Electrak® Garden Tractor

HAND TOOLS

MODEL H.S.-13 ELECTRIC CHAIN SAW




- Lightweight, 11½ pounds (Less cord).
- Double-cut logs up to 26 inches in diameter.
- Safe 36 volt D.C. for outdoor use.
- Safety trigger switch — stops when released.
- Instant start by just plugging in.
- Motor delivers up to 1 horsepower.
- Strong die cast aluminum and Lexan® cabinet.
- Built-in oil reservoir with easy-to-operate pump to oil chain and bar.
- Permanently lubricated motor with dust seal.
- Equipped with 20 foot cord.
- Uses ¼ inch pitch Oregon® chain.
- Adjustable bar.
- Fan cooled motor.
- Direct drive — no chance of slippage.
- Both hands away from blade while operating.
- Chain guard.
- Floating sprocket drive for perfect alignment of chain to bar.

MODEL HC-05 WEEDER CULTIVATOR

- Pistol grip handle with safety trigger switch.
- Auxiliary handle.
- Built-in clutch protects motor and gears.
- Easy to use — only 9 lbs.
- Digs down to 6 inches depth.
- Has eight hardened steel tines.
- Tines work at 400 RPM.
- Instant starting.
- Tills a path up to 5 inches wide.
- Safe 36 volt D.C.

MODEL HE-06 LAWN EDGER TRIMMER

- Pistol grip handle with safety trigger switch.
- Auxiliary handle rotates 360° up or down for full adjustment.
- Rear guard protects operator.
- Front roller wheel for smooth edging.
- Built-in anti-scalp guard.
- Built-in clutch protects motor and gears.
- Easy to carry — only 8½ lbs.
- Hardened steel 6 inch blade.
- Fast cutting at 7,000 RPM.
- Instant starting.
- Safe 36 volt D.C.



GEZ-508

General Electric Company
Outdoor Power Equipment Operation
Corporations Park, Bldg. 702
Schenectady, N. Y. 12305

GENERAL  ELECTRIC