




Separates described on Page 4

Sears

Spring
through Summer
1974

SHOP BY PHONE CALL SEARS AT →



241-1330
221 N. Main
McPherson, KS 67460

(Your Acc't No.)
18094

INDEX BEGINS ON PAGE 551

SEARS, ROEBUCK AND CO., KANSAS CITY, MO 64127

Satisfaction Guaranteed or Your Money Back

**IT'S SO EASY TO SHOP BY PHONE
FROM ANY SEARS CATALOG**

Just call Sears and say you want to place a catalog order


See pages 152-153 for interesting information on "Credit at Sears"

**Electricity means
INSTANT STARTS**



No ropes to pull. No fuel to mix. No carburetor or choke to fiddle with. Simply flick the switch . . . you're ready to go. And you can start or stop whenever you wish, without worrying about possible re-starting problems.

**Electricity means
LITTLE
MAINTENANCE**



No spark plugs or points to clean or replace. No tedious shut-down in the fall or start-up in the spring.

**Electricity means
NO EXHAUST
FUMES**

No gasoline used so there's no odors to annoy your family or your neighbors. Always cleanest operation on every job, from start to finish.

**Electricity means
NO LOUD
NOISE**

Quieter operation—no stuttering and popping as with many gasoline engines. Just the smooth, steady whirr of an electric motor.

**FREE 1974 SUBURBAN, FARM
AND RANCH CATALOG.** Thousands
of items, from the latest power
equipment to hand-tooled saddles.
For details, see page 582.

ELECTRIC-powered Yard-care equipment

New at Sears! An Electric Lawn Tractor

\$839⁹⁵ Complete with 36-inch
mowing attachment

Three remarkable batteries (included) provide plenty of power . . . they recharge to full power overnight from a household outlet.

- Gear-driven trans-axle drive transmission. 3 forward speeds plus reverse
- Wide turf-saver tires for good traction plus riding comfort

1 Nearly maintenance-free—no points, plugs, or filters to replace. 36-volts of near-silent tractor power help get lawn chores finished quickly, quietly. Fast starts—just turn the key, put it in gear and go. Provides up to 1 1/4 hours of *continuous* power. Three batteries carry the reliable Sears 5-year guarantee (see below). Has built-in battery charger connection underneath seat—provides easy hook-up with standard 110-120-volt outlet. Totally co-ordinated Presto-lite® system with unitized components for smooth operation. Comfortable cushioned seat further reduces vibration. Soft-Touch steering wheel with slip-resistant grip makes handling easy. Tires 18x8.50-in. rear, 15x6.00-in. front. Has combination clutch/brake pedal. Parking brake. Ball-joint steering. Headlight, taillight. 58x34x39 in. high. Aztec gold color, bamboo tan enamel. Includes dual-blade rotary mower that makes a 36-in. cut. Each "high-lift" blade with its own motor. Height adjusts 1 1/2 to 3 1/2-in. Anti-scalp roller. Deflector swings up and out of way when mowing is done. Enamel bamboo tan finish. Overall width 52-in. See our complete selection of gas-powered tractors on pages 760-761. 32 K 2579N2—Shipping weight 604 pounds. . . . \$839.95

5-YR. PRO-RATED BATTERY GUARANTEE FOR SEARS ELECTRIC TRACTOR

If battery is defective and will not hold a charge, in exchange for the battery, we will: *Within first 2 years:* Replace battery at no charge. *After 2 and up to 5 years:* Replace battery, charging customer 1/60th of the price of a new battery for each full month from date of sale. If tractor is used for commercial or rental purposes, these guarantees apply for 30 days. See tractor guarantee page 761.

New at Sears! An Electric Shredder-Bagger

\$147⁹⁵

Plugs into household outlet. Shreds 18 bushels of leaves into one bag.

2 Feed in leaves, twigs, clippings, stalks and vines. Unit bags finely-shredded material automatically. Or use material as plant mulch or rich, organic garden-compost. One long push-pin quickly secures bagging attachment. Mesh grid helps keep material from blowing out of bag opening. Two high-speed rotating blades plus heavy-duty breaker bars; for quick cleaning, disengage three levers and drop bottom-pan. Dynamic brake stops blades in seconds when power is shut off. Safety switch must be used to restart motor after any power failure. Another automatic switch stops motor when blades are exposed. Rubber curtain extends down into hopper to block possible kick-back of debris. Adjustable steel safety shields on hopper and discharge opening, 6-in. tires. Operating instructions, 5 plastic bags included. Order additional bags from page 767. Operates on 15 amp circuit. For 120-volt, 60-cycle AC. Stub cord. Order extension cord below. 32 K 27001N—Shipping weight 71 pounds. . . . \$147.95

Heavy-duty Indoor-outdoor Extension Cords for Shredder-Baggers.

32 K 44581—25-foot length. Shipping weight 5 lbs.	\$7.79
34 K 5835—50-foot length. Shipping weight 10 lbs.	11.29
34 K 5836C—100-foot length. Shipping weight 16 lbs.	18.95

CRAFTSMAN® Lightweight Electric Chain Saws

Double insulated . . . eliminates need for grounding.

(3 thru 5) Oregon® factory-fitted chain . . . just add oil, plug in saw, push the switch and cut. Safety-lock switch . . . lock must be pushed in before trigger will start saw. Spike bar holds saw tightly against wood for quick-cutting leverage. Long-life 100% ball bearings. Lightweight aluminum gear housing; polymer motor housing. 14 1/2-inch, 2-prong stub cord. For 110-120-volt AC. 60HZ (60 cycle). Rated at 1200 watts. Use at least 16-gauge 2-wire extension cord on jobs up to 100 feet from power source . . . see index for 2-wire cord. Owner's manual included with saw. All three saws UL listed. Order accessories, page 765.

Guarantee: During the first year we will repair the chain saw free of charge if defective in material or workmanship. If the saw is used for commercial or rental purposes, the guarantee applies for thirty days. This guarantee service is available by returning the saw to any Sears store throughout the United States.

3 CRAFTSMAN Saw with 10-inch guide bar. Chipper chain and manual oiler. Our lightest-weight electric—10 lbs. 9 oz. Motor develops 1 3/4-HP. Star sprocket. Solid steel guide bar.
32 K 3414C—Shipping weight 15 pounds. . . . \$69.95
32 K 36118—Repl. Chain for (3). Shpg. wt. 7 oz. . . . 13.50

4 CRAFTSMAN Saw with 12-inch guide bar. Micro-chisel chain plus automatic and manual oilers. Motor develops 2-HP. More cutting power and capacity than saw above. Micro-chisel chain cuts faster than standard chipper type. Automatic and manual oilers protect chain and solid steel guide bar. Star sprocket. Saw weighs only 11 lbs. 3 oz.
32 K 3415C—Shipping wt. 16 lbs. . . . \$79.95
32 K 3609—Repl. Chain for (4). Shpg. wt. 9 oz. . . . 16.50

5 CRAFTSMAN Power Sharp®. Our Best Electric Saw, with 14-inch roller-tip guide bar. Built-in sharpener, barracuda chain, automatic and manual oilers. The finest features we offer in an electric saw, and the biggest cutting capacity. Motor develops 2-HP. Barracuda chain—industry's fastest-cutting. Power Sharp® system sharpens chain in seconds . . . you just turn a knob.

Roller tip reduces bar-and-chain friction. Automatic oiler lubricates bar and chain; manual oiler backs it up in heavy cutting. Self-aligning rim sprocket reduces chain wobble. Grease gun for roller tip included. Saw weighs 11 pounds 10 ounces.
32 K 3416C—Shipping weight 17 lbs. . . . \$96.95
32 K 3603—Repl. Chain for (5). Shpg. wt. 10 oz. . . . 22.50

6 Case for Saws (3), (4), (5). Pliable black vinyl leatherette. Plastic chain guard included.
32 K 36614—Shpg. wt. 1 lb. 6 oz. . . . \$7.69

Be sure to see our complete selection of
Gas Chain Saws on page 766

See pages 543 to 550 for complete Credit Terms and States where applicable



Hopper converts to leaf ramp



2

1



3

Saw with 10-in. bar and chipper chain

\$69⁹⁵

4

Saw with 12-in. bar, micro-chisel chain

\$79⁹⁵

5

Power Sharp® Saw, 14-in. bar, barracuda chain

\$96⁹⁵

4

5

Case for all three electric chain saws

6

*Sears * Best*

Tractor Attachments and Accessories

LAWN CARE EQUIPMENT

1 Shredder-Bagger with adjustable feed ramp. Tractor-powered for high shredding capacity. Shreds leaves, twigs, clippings for bagging or composting. Three blades and 3 sets of breaker bars thoroughly chop most organic materials. Bagging attachment plus 5 heavy-duty plastic bags incl. Mounts at front of tractor. Safety interlock switch shuts off tractor engine if combination hopper/leaf ramp is removed. Rake materials up ramp from ground or set for stand-up feeding (inset). Bamboo tan, black. *Not for use with electric tractor.*

Shredder-Bagger for 1966-72 Suburban, SS, Hydro-Trac models; 1973-4 SS, ST Lawn and Garden models.
32 K 25348N—Shipping weight 115 pounds. \$152.95
Shredder-Bagger for 1973-74 8 and 10-HP Lawn Tractors.
32 K 25347N—Shipping weight 110 pounds. \$144.95

2 Litter-Whisk® Sweeper—9-bushel capacity. Clears 36-inch wide swath. Unique wheelless design . . . only rotary brush touches the area being cleared. Brush-reel assembly friction-driven by tractor's rear wheels—provides positive brush power . . . greater than from towed-type sweepers. This feature allows maximum maneuverability . . . lets you back up, get into and out of tight spots as you sweep up grass, clippings, leaves, debris. Canvas basket—sturdy tubular metal frame. Brush height adjusts. Brush drive declutches for transport without sweeping. Pull-cord dump control at driver's seat. Fits all Sears riding garden tractors, 1966 thru 1974, except electric or lawn tractor models.
32 K 25344N2—Shipping weight 145 pounds. \$165.95

3 Lawn Sweeper—10-bushel capacity . . . cleans 38-inch wide swath. Keeps lawn neat and healthy—spring, summer or fall. Prevents thatch build-up; reduces insect, fungus and smothering damage.

Without leaving driver's seat, you can (1) adjust brushes from 0 to 2½ in. high or raise them for transport; (2) dump hamper contents to rear—away from brushes. Brushes made of durable polypropylene bristles. Durable plastic hamper, zinc-plated steel frame (wind screen incl.). Large diameter front wheels—rubber tires; swivel-caster rear wheels.

Use with all Sears tractors; also with any riding tractor or mower with drawbar hitch pin hole.
32 K 26099N—Shpg. wt. 118 lbs. \$199.95

4 5-HP Grass and Leaf Collector. Picks up grass clippings as you mow. Requires steel intake chute (order below); bolts to mower outlet. CRAFTSMAN® engine-powered blower moves material through 6 in. tubing into steel hopper—holds approximately 20 bushels of clippings, leaves, etc. Dump door at rear. 41x70x45 inches high. Not for use with Sears Electric or Lawn Tractors. Order optional Hand Wand Attachment (6) below.
32 K 2641N—Without chute. Shpg. wt. 302 lbs. \$422.95

(5) Intake Chute. Needed for use with (4) above.

Size of Mower	For Mower Model Number	Order Chute Catalog No.	Shpg. wt.	Price
36-in.	917.250110	32 K 26411	7 lbs.	\$22.95
38-in.	917.250120-1-2-3			
	917.250520	32 K 26412	7 lbs.	22.95
	252030			
	252020 252010			
42-in.	917.251020-1-251050	32 K 26413	7 lbs.	22.95
48-in.	917.251030-1-251040			
	917.253150-1-253230	32 K 26414	7 lbs.	23.95
	253250			
48-in.	917.253160-1-253240	32 K 26415	7 lbs.	23.95
	253260			

6 Hand Wand. Use with 32 K 2641N (4) above. 5-inch hose—12 ft. long; 3-foot pickup nozzle.
32 K 26372N—Shipping weight 20 lbs. \$47.50

Spreader-Seeders, Lawn Roller

(7 thru 10) Fit all riding tractors and mowers with draw bar that has hitch pin hole.

7 48-inch Spreader-Seeder. Holds up to 250 lbs. chemical fertilizer . . . spreads powdered weed killer, grass seed. Pre-set control of on-off lever. Swirl agitators. Vinyl lacquer finish on shut-off slide.
32 K 2632N—Shpg. wt. 100 lbs. \$116.50

8 36-inch Spreader-Seeder. Similar to (7) except: holds up to 100 lbs., has 2-piece agitator and stainless steel shutoff slide; no cover.
32 K 2619N—Shpg. wt. 47 lbs. \$60.95

9 Broadcast Spreader-Seeder. Holds up to 90 lbs. of fertilizer. Spreads material over 5 to 8-ft. pattern. Assembled except pull bar, on-off control.
32 K 2639C—Shpg. wt. 36 lbs. \$45.50

10 36-in. Lawn Roller. Weighs 82 lbs. empty; 450 lbs. filled with water. 18-inch diameter.
32 K 2608N2—Shpg. wt. 82 lbs. \$53.50

HAULING EQUIPMENT

(11 thru 13) Steel Hauling Carts. Constructed of 18-ga. steel. Rigidly reinforced top channel. Endgate slides up and out . . . bed tilts for dumping. Wheels mounted on box instead of at sides for maximum dumping angle; no interference with trees, etc. Self-locking trip latch (can operate from seat) releases body for dumping—locks when body returns to hauling position. Zerk-lubricated wheel bearings. Use with any riding garden or lawn tractor that has drawbar with hitch pin hole. Pneumatic tires on (11)—6½x16 in.; (12)—4x16 in.; semi-pneumatic tires, 3½x10¼ in., on (13). Bamboo tan enamel finish.

Key No.	Catalog Number	Cu. ft.	Box Interior —inches	Wt. lbs.	Price
(11)	32 K 26135N	18	36x60x15	190	\$156.50
(12)	32 K 26351N	10	30x48x12	137	107.95
(13)	32 K 26136N	7	26x42x11 ¾	90	78.95

14 Mechanical-lift Dump Cart—18 cu. ft. You control dumping angle with screw-type crank—box holds at desired angle. Pneumatic tires—18x8.5 in. wide. Other features as (12) above. Use with 12 to 16 HP tractors having drawbar hitch pin hole. Top speed—6.5 mph.
32 K 26138N—Shpg. wt. 247 lbs. \$209.95

15 Tractor Tote Box. Move loose materials, dump, haul shrubs, etc. Connect to tractor front. No need to remove when mowing with current models (pre-1970 42 and 48-in. mowers must be removed. Dump-control lever. Latch spring secures box upright. Fill with sand, etc. for front end ballast. Holds 2½ cu. ft. (level fill). 15½x30x12 in. high. For 1966-72 Suburban SS and Hydro models; 1973-74 ST 12, 16 and SS/16 TWIN tractors.
32 K 26422L—Shpg. wt. 48 lbs. \$47.50

For 8 and 10-HP Lawn Tractors.
32 K 26426L—Shpg. wt. 48 lbs. \$47.50

For Custom, Compact, XL and ST/10 models 1966-72.
32 K 26425L—Shpg. wt. 48 lbs. \$47.50

Tractor Jack, Batteries, Gas Can

16 Tractor Jack. Operates like automobile jack. Speeds, simplifies jobs such as changing mower blades, removing mower. Handy, too, for tractor maintenance, mounting chains, etc. Parts detach for compact storage. Use with any Sears model tractor . . . also with many comparable non-Sears tractors.
32 K 26421C—Shpg. wt. 40 lbs. \$31.75

17 Heavy duty dry-charge Batteries. Give quick starts even in frigid weather. Specially designed aircraft-type—give exceptionally high output, dependable power.

39-amp, 66-plate Battery. For all Sears tractors, 1966 thru 1973. 9¾x5¼x7¾ in. high.
32 K 26993N—Shpg. wt. 28 lbs. \$23.25

32-amp, 54-plate Battery. For pre-1966 Sears tractors. 7¾x5¼x7¾ in. high.
32 K 26994N—Shpg. wt. 25 lbs. \$20.50

ONE-YEAR BATTERY GUARANTEE


If battery proves defective and will not hold a charge, in exchange we will—during first 90 days—replace at no cost. After 90 days—replace battery, charging customer ½ of new battery price for each full month from date of sale.

18 Gas Can—5-gallon size. Heavy 24-ga.terne steel can—steel spout attached. UL listed. Also meets standards set by OSHA. Ideal for storage and handling of gasoline and other inflammable liquids.
32 K 26901—Shpg. wt. 8 lbs. \$16.95

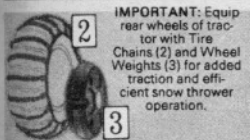
See our 1974
Suburban, Farm
and Ranch Catalog
for a complete
selection of
tractor attachments
and accessories.

To get your FREE copy, see page 582










1 Snow Throwers \$206⁹⁵



IMPORTANT: Equip rear wheels of tractor with Tire Chains (2) and Wheel Weights (3) for added traction and efficient snow thrower operation.



Flail Mower cuts tallest grass and weeds—mows big lawns, too.
\$689⁹⁵

SNOW REMOVAL EQUIPMENT

1 Snow Throwers. Clear a path wider than tractor. High speed ribbon auger handles wet, heavy or powdery snow with ease. Thrower clutch and chute direction controlled from driver's seat. Deflector adjusts for distance of throw. Skid runners adjust height from 0 to 1½ in. above surface. V-belt and precision roller chain and sprocket final drive. Enclosed gears run in oil bath—sealed gear case. Gear shaft turns on roller bearings; auger shaft on Oilite bearings. Add *Weights (3)* and *Chains (2)*. For 8XL, 10XL, ST-10 models. Clears 35-inch path.

32 K 25066N—Shpg. wt. 182 lbs. \$206.95

For all 1966-72 Suburban, SS and Hydro-Trac models; 1973-4 ST12 and 16; SS/16 models. Clears extra-wide 39-inch path.

32 K 25068N—Shpg. wt. 177 lbs. \$206.95

2 Rear Tire Chains. Heavy-duty steel cross links closely spaced for easy riding and extra traction. Box of 2. F32 K 26964 sent from Chicago, Ill. factory; pay shipping and handling charges from your Distribution center. Allow extra time for delivery. No C.O.D. orders.

Catalog Number	Fits tire size	Wt. lbs.	Box of 2
32 K 26961C	23x9.50-12	31	\$31.50
32 K 26962C	23x8.50-12	29	29.50
32 K 26963C	22.5x7.50-12	28	26.95
F32 K 26964	10.50x12	32	32.95

3 Rear Wheel Weights. For extra traction. Fit Sears 10 to 16-HP garden tractors. Set of two—weight 69½ lbs. per set including bolts.

32 K 26431N—Shpg. wt. 75 lbs. Set \$28.75

4 Dozer Blades. Steel blades 17½ in. high. Change angle from tractor seat—right, left or straight ahead. Spring-loaded latch holds blade in position—foot trip release. Special mounting allows blade to float over uneven surfaces on adjustable shoes. See Shpg. Note at right.

46-inch. For 1966-72 Hydro-Trac, Super 8-speed Suburbans; 1973-4 12 and 16-HP models.

32 K 25336N—Shpg. wt. 117 lbs. \$85.95

42-inch. For Customs, Compacts, ST-10.

32 K 25055N—Shpg. wt. 117 lbs. 81.95

5 Rear-mount Leveler Blade. Steel—42x9 in. high. . . levels loose dirt, sand, stone and gravel. Set straight, 17 or 34° right or left. Mount on rear of any Sears Lawn and Garden tractor with 3-point Hitch (9). Add *Wheel Weights (3)*.

32 K 25133N—Shpg. wt. 66 lbs. \$46.50

6 Middle-mount Grader. Blade 42x8-in. high—mounts between front and rear tractor wheels. . . provides action like big road grader. Tilt 15° vertically for crowning, edging; also angles 30° horizontally. Fits 1966-72 Suburban, SS and Hydro-Trac tractors; 1973-4 12 and 16-HP models. Add *Weights (3)*. See Shpg. Note, right.

32 K 26423N—Shpg. wt. 92 lbs. \$87.95


7 Landscape-type Rake. Replaces Grader blade on (6). Measures 44 in. wide; 22 tines—8 in. long. Removes stones, clods, etc.; levels and distributes gravel on drives; breaks up crust on tilled areas. Add *Wheel Weights (3)* above.

32 K 26424C—Shpg. wt. 36 lbs. \$46.95

8 Flail Mower. Especially useful in problem areas that reel and rotary mowers can't handle. Made for Sears by Mott Corp., leading flail mower manufacturer. Cuts swath 48 inches wide. Hydraulic reel lift and cutting height adjustment (1 to 6 in.) Free-swinging knives fold back when they hit obstructions, prevents damage to mower. Fits all Sears 1966-74 12 to 16-HP tractors.

32 K 26184N—Shpg. wt. 410 lbs. \$689.95

Snow Removal Equipment for Sears lawn tractors



19 Snow Thrower. Clears 36-in. wide path. Crank-type chute control—turns full right, left. Rugged high speed auger handles powdery, heavy or wet snow. Chute, lifting lever, clutch controlled from driver's seat. Skid runners' heights adjust to suit surface conditions. **NOTE:** For good rear wheel traction on ice and snow, add *Tire Chains (21)* and *Drawbar Weight (22)* below.

32 K 26001N—Shpg. wt. 178 lbs. \$199.95

20 Snow Blade—38-inch width. Blade—14½-in. high—can be angled left or right. Add *Tire Chains (21)* and *Drawbar Weight (22)*.

32 K 25334N—Shpg. wt. 57 lbs. \$42.75

21 Rear Tire Chains. Special V-lugs welded on cross links bite into ice, snow. Set of 2.

Catalog Number	Fits tire size	Shpg. wt.	Set
32 K 26981L	6.50x18-in.	68 lbs.	\$19.95
32 K 26982N	8.20x18-in.	72 lbs.	20.50
32 K 26983N	9.50x18-in.	76 lbs.	22.00

22 Rear Drawbar Weight. For extra traction. Solid cast iron. 10x10x2-in. thick. 50 lbs.

32 K 26427L—Shpg. wt. 52 lbs. \$21.25

3-POINT HITCH

9 Ground working equipment requires this Hitch for connecting rear-mount attachments. Pull at angle giving most efficient operation of attachment. Lets you regulate pressure as required using over-center lift lever. Attachments can be lifted off ground with lever near driver's seat—permits turning, backing up, transporting without damage to hitch or attachment. Attachments go on conveniently with 3 pins. For 7 thru 16-HP Garden tractors: Custom, Compact, Suburban, SS, ST 1966-74 models (not for Hydro-Trac tractors or Sears Lawn Tractors).

32 K 25306C—Shpg. wt. 31 lbs. \$31.00

Tilling Implements for use with 3-Point Hitch

10 Self-powered Roto-Spader. Powered by its own 8-HP Briggs & Stratton engine. Does complete tilling job. Great for preparing soil for new lawns, gardens. Also use for between-row or orchard cultivating. Tines turn at 285 rpm, at slow tractor speed. Tines break up compost, manure, grass. . . work them into the ground. Gauge wheels control depth of cut. Finger-tip controls reached from driver's seat. Works strip 38 inches wide.

Self-sharpening, heat-treated steel slasher tines. Tines guaranteed—will be replaced free if they break within 1 year after purchase. Combination gear and roller chain drive enclosed in oil-tight case, transmits maximum power. Heavy-duty precision roller bearings on all shafts. *Requires 3-pt. Hitch (9).* Shpg. Note below.

32 K 25189N—Shpg. wt. 199 lbs. \$306.95

11 40-in. Disc Harrow. Breaks clods, cuts trash, pulverizes after plowing. . . prepares soil for dragging. Cultivates wide rows and orchards also. Two gangs of 12-in., 13-ga. steel disc blades, spaced 5 in. apart—can be angled 16, 20 or 24°. Angle-steel rack carries ballast weights. *Use with Hitch (9) and Weights (3), sold separately.* See Shipping Note below.

32 K 25211N—Shpg. wt. 80 lbs. \$66.50

12 Shovel-holder with 10-inch Middle Buster. Use for furrowing, tilling, hilling, weeding. Pitch and depth of shovel adjustable. Adjustable below-ground rudder. *Middle-Buster* used for hilling, ridging; attaching bolt included. *Use Wheel weights (3).* *Requires 3-point Hitch (9), sold separately.*

32 K 25228C—Shpg. wt. 36 lbs. \$32.25

13 Sweep and Corn Shovel. Sweep, 14 in. wide, used on shovel-holder for cultivating, ridging and tearing out weeds. Corn shovel is used on shovel-holder to make furrows for planting, watering. About 5x8 inches long.

32 K 25226—Shpg. wt. 9 lbs. \$8.95

14 Cultivator. Mulches soil, kills weeds. Use as straddle-row or between-row or field cultivator. Five tempered steel shanks. With five 6-in. sweeps for use in normal soil; five 2x8-in. double-point shovels for stony soil work. For all Sears tractors except Lawn Tractors. *Requires (9) above.* Order hillers, weeding hoes from table below. Shpg. Note below.

Description	Catalog Number	Shpg. wt.	Price
(14) Cultivator with sweeps	32 K 25224L	63 lbs.	\$69.95
(14) Cultivator with double-point shovels	32 K 25225L	64 lbs.	69.50
(15), (16) One pair each of Weeding Hoes and Hillers	32 K 25227N	12 lbs.	10.95

17 Tractor Plows. Cut to 6-inch depth. Use 8-inch plow on Custom and ST/10 tractors; 10-in. plow on 12 to 16-HP tractors. *Requires 3-point Hitch (9).* See Shpg. Note below.

32 K 25301N—8-inch Plow. Wt. 53 lbs. \$72.25

32 K 25302N—10-inch Plow. Wt. 66 lbs. 87.50

50-lb. Front Counterweights for ballast (not shown). Mounting brackets incl. Wt. 51 lbs.

32 K 25655L—For 7-10 HP Garden Tractors. \$25.25

32 K 26428L—For 12-16 HP Garden Tractors. 18.50

18 40-inch Drag Harrow. Levels, pulverizes, prepares extra-fine seed beds. . . breaks up crusts on previously tilled soil. Sharp V-shaped teeth, welded to steel tooth bars, make soil contact every 2 inches. Teeth can be angled from flat to almost vertical to vary tilling depth. Weight box for concrete blocks, etc. *Requires 3-point Hitch (9).* See Shpg. Note below.

32 K 26139N—Shpg. wt. 42 lbs. \$52.50

SHIPPING NOTE FOR BOTH PAGES

"N" items (as 32 K 25189N) sent by motor carrier or express.